

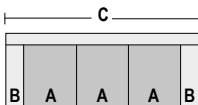
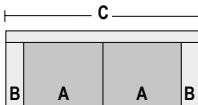
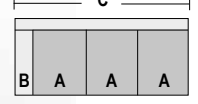
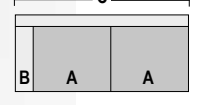
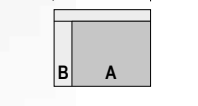


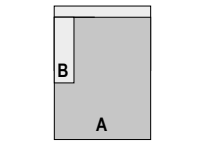
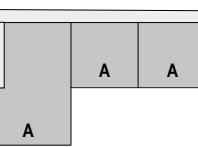
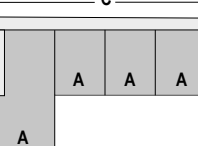
**MAGIC**



# MAGIC



## M E D I D A S

	M E D I D A S				S E R I E							
	A PLAZA	B BRAZO	C TOTAL		0	1	2	3	4	A	5	PIEL
	60	15	210	Sofá 3 PL grande as. 60	557	565	600	633	666	695	709	1113
	90	15	210	Sofá 3 PL grande as. 90	534	544	579	612	646	676	692	1075
	80	15	190	Sofá 3 PL	503	511	543	574	606	633	647	1003
	70	15	170	Sofá 2 PL grande	470	478	508	536	566	590	603	932
	60	15	150	Sofá 2 PL	441	448	475	501	528	550	561	863
	60	15	195	Sofá 180 + 1 brazo as. 60	510	518	548	577	606	632	642	999
	90	15	195	Sofá 180 + 1 brazo as. 90	484	493	523	552	583	610	620	957
	80	15	175	Sofá 160 + 1 brazo	456	464	491	518	546	570	580	889
	70	15	155	Sofá 140 + 1 brazo	428	435	460	484	509	531	540	821
	60	15	135	Sofá 120 + 1 brazo	402	408	431	453	475	494	503	756
	90	15	105	Sofá 90 + 1 brazo	297	302	320	336	353	368	376	568
	80	15	95	Sofá 80 + 1 brazo	282	286	302	317	333	347	354	532
	70	15	85	Sofá 70 + 1 brazo	265	269	284	298	313	325	332	496
	60	15	75	Sofá 60 + 1 brazo	251	255	268	281	295	306	311	462
	90		90	Módulo 90	247	251	264	276	290	302	304	450
	80		80	Módulo 80	235	239	270	261	273	284	287	418
	70		70	Módulo 70	223	226	236	246	256	266	269	385
	60		60	Módulo 60	212	215	224	233	242	250	253	355
				Módulo rincón	402	408	431	453	475	494	503	756
	90	15	105	Chaise longue 90 + 1 brazo	410	417	437	458	478	495	504	725
	80	15	95	Chaise longue 80 + 1 brazo	395	402	420	440	458	474	482	690
	70	15	85	Chaise longue 70 + 1 brazo	380	387	404	422	439	454	461	655
	60	15	75	Chaise longue 60 + 1 brazo	365	372	387	404	419	433	439	620
	90	15	105	Módulo 90-90-90	894	910	960	1010	1061	1105	1124	1682
	80	15	95	Módulo 80-80-80	851	866	911	958	1004	1044	1062	1579
	70	15	85	Módulo 70-70-70	808	822	864	906	948	985	1001	1476
	60	15	270	Módulo 60-60-60-60	875	890	935	981	1025	1065	1081	1619

**BASTIDOR**  
MADERA GRUESO 3 CM

**BASE DE ASIENTO**  
MUELLE DE ACERO

**RESPALDO**  
FIBRA HUECA

**ASIENTO**  
GOMAESPUMA 30 KG ENVUELTA  
EN FIBRA ACRÍLICA

**BRAZO**  
FIBRA HUECA

**PATAS**  
ALUMINIO

**TODOS LOS COJINES SON  
DESENFUNDABLES  
POR CREMALLERA**

